







Responsibility Cards

Conscious Discipline










- Responsibility cards were developed by Dr. Becky Bailey of Conscious Discipline.
- Their purpose is to help build community in the classroom. They do that by providing a role for each member of the class.
- When you have a role or can impact the classroom experience, you are more likely to participate and feel a part of the community.

Important Points














- Building connections on the outside build connections on the inside.
- We build connections by starting each class the Brain Smart Way. This means including activities that:
 - Unite – Chant, class rap, moto, pledge
 - De-stress – For safety and to bring to frontal lobes – movement of some kind.
 - Connect – energy balls, movement/songs, show how we value each other
 - Commit – value and respect differences

| Role | Description | Tool |
|---|--|--|
|  Greeter | Pre-session Uses Greeting Board to greet arriving children. | Greeting Board |
|  Name Tag Helper | Pre-session Helps students make a nametag and/or makes sure all are wearing their name tag. | |
|  Attendance Taker | Pre-session Makes sure that everyone has signed into the class for the day. | |
|  New Friend Helper | Pre-session If there is a new student in the group, this person shares routines with him/her and introduces them to others. | |
|  Call to Circle | Sacred Circle Transition Invites the students to come to the circle, then leads the circle experience. | Circle Leader Sheets |
|  Circle Set Up | Sacred Circle Sets up the sacred circle items and puts them away when the circle is over. | Box of sacred items: cloth, candle, bell, etc... |



2. Responsibility Card Descriptions

| | | |
|--|---|------------------------------|
|  <p>Bell Ringer</p> | <p>Sacred Circle Rings the bell to signal transitions or to call for centering when the children are having difficulty paying attention or are getting distracted.</p> | <p>Bell or chime</p> |
|  <p>Candle Lighter</p> | <p>Sacred Circle Turns on the candle and as the students focus on the Christ light within.</p> | <p>Candle</p> |
|  <p>Connection Leader</p> | <p>Sacred Circle Leads group in a connection activity so we can learn something about one another Examples: My name is _____. I am _____. The class affirms the child by repeating the statement.</p> | |
|  <p>Heart Agreement Angel</p> | <p>Sacred Circle Invites the group to review the heart agreement.</p> | <p>Class Heart Agreement</p> |
|  <p>Blessing Angel</p> | <p>Sacred Circle Invites the group to look around the room and notice who is here and who is missing. Leads the group in sending out a WE WISH YOU WELL to all. Lets group know we are thinking of them even when they are not present.</p> | <p>Blessing Wand</p> |
|  <p>Sacred Breath</p> | <p>Sacred Circle Leads the group in a centering breath activity. Choices: DRAIN; BALLOON; PRETZEL, ICE CUBE.... This is a way to help them become centered.</p> | <p>Center Activity Sheet</p> |
|  <p>Prayer Angel</p> | <p>Sacred Circle Leads a prayer</p> | |
|  <p>Meditation Leader</p> | <p>Sacred Circle Leads the meditation.</p> | |
|  <p>Daily Word Reader</p> | <p>Sacred Circle Reads the Daily Word or other inspiration quote or reading</p> | <p>Daily Word</p> |

2. Responsibility Card Descriptions

| | | |
|--|---|------------------------------------|
|  <p>Love Offering Angel</p> | <p>Sacred Circle Leads the love offering blessing and passes the basket. Share that we give that which we want to bless the world with</p> | <p>Love Offering Basket</p> |
|  <p>Celebration Leader</p> | <p>Sacred Circle Passes out the shakers or noise makers and invites the students to share something they would like to celebrate. Everyone makes a joyful noise after each sharing.</p> | <p>Shakers</p> |
|  <p>Affirmation Leader</p> | <p>Sacred Circle Shares the affirmation of the day. Invites all to commit to it for the week.</p> | |
|  <p>Kindness Reporter</p> | <p>Sacred Circle Keeps a record of all the kindness of the day and reports out at the end of the circle or at the end of the day.</p> | <p>Kindness Notebook & Pen</p> |
|  <p>Music Helper</p> | <p>As Needed Selects the music for the day or as needed.</p> | <p>Music player</p> |
|  <p>S.T.A.R.</p> | <p>As Needed To de-stress as needed. Leads group in being a STAR: Stop Take A breath and Relax</p> | <p>Star Wand</p> |
|  <p>Encourager</p> | <p>Any Time Shares well wishes and provides encouragement as needed.</p> | <p>Wand</p> |
|  <p>Problem Solver</p> | <p>Any Time The person to go to when you have a question. Doesn't have to have the answer but directs them to different solutions.</p> | |
|  <p>Scribe</p> | <p>Any Time Scribes on the flipcharts as needed.</p> | |
|  <p>Snack Helper</p> | <p>Any Time Keeps the snack table stocked and orderly.</p> | |
|  <p>Teacher's Helping Hands</p> | <p>Any Time Assists the teacher in any way needed.</p> | |
|  <p>Photographer</p> | <p>Any Time Takes photos of the day's events.</p> | <p>Camera</p> |
|  <p>Arts & Crafts Angel</p> | <p>Any Time Keeps the arts & crafts area stocked and orderly.</p> | |

2. Responsibility Card Descriptions

| | | | |
|---|---------------|---|--|
|  A cartoon illustration of a boy with blonde hair, wearing a red shirt and blue shorts, waving his right hand. | Goodbye Angel | End of Class Sends each person off with a special goodbye. | |
|  A cartoon illustration of two children cleaning. A boy with brown hair is sweeping with a broom, and a girl with blonde hair is kneeling and cleaning with a brush. | Clean Up Team | End of Class Makes sure room is straighten up and ready for the next day's adventure | |